

<i>Title:</i> PCBA Supplier First Article Data Report	<i>Author:</i> Byron Murray	<i>Date:</i> 06/12/2013
<i>NEON Doc. #:</i> NEON.DOC.000621		<i>Revision:</i> A

PCBA Supplier First Article Data Report

PREPARED BY:	ORGANIZATION:	DATE:
Byron Murray	SYS	5/31/2013


APPROVALS (Name):	ORGANIZATION:	APPROVAL DATE:
Javier Marti	CCB Chair	06/12/2013
Krista Laursen	CCB Chair	06/11/2013
Laura Newton	CCB DIR ENG	06/11/2013
Mike Stewart	CCB SE	06/12/2013

RELEASED BY (Name):	ORGANIZATION:	RELEASE DATE:
Stephen Craft	CCB Admin	06/12/2013

See Configuration Management System for Approval History.

© 2013 NEON Inc. All rights reserved.


The National Ecological Observatory Network is a project solely funded by the National Science Foundation and managed under cooperative agreement by NEON, Inc. Any opinions, findings, and conclusions or recommendations expressed in this material are those of the author(s) and do not necessarily reflect the views of the National Science Foundation.



<i>Title:</i> PCBA Supplier First Article Data Report	<i>Author:</i> Byron Murray	<i>Date:</i> 06/12/2013
<i>NEON Doc. #:</i> NEON.DOC.000621		<i>Revision:</i> A

Change Record

REVISION	DATE	ECO #	DESCRIPTION OF CHANGE
A	06/13/2013	ECO-01114	Initial Release



Title: PCBA Supplier First Article Data Report	Author: Byron Murray	Date: 06/12/2013
NEON Doc. #: NEON.DOC.000621		Revision: A

TABLE OF CONTENTS

1 DESCRIPTION..... 1

 1.1 Purpose 1

 1.2 Scope..... 1

2 Related documents and acronyms 1

 2.1 Applicable Documents 1

 2.2 Reference Documents..... 1

3 Summary of Critical Process Parameters 2

 3.1 SMT 2

 3.2 SMT Inspection..... 2

 3.3 Wave 3

 3.4 Wave Inspection 3

 3.5 Selective Solder 3

 3.6 Selective Solder Inspection 3

 3.7 5DX Inspection 4

 3.8 ICT Test..... 4

 3.9 Functional Test..... 4

 3.10 Final Inspection 4

 3.11 QA 4

 3.12 Packing 5


4 Supplier First Article INspection REport..... 5

5 Supplier First Article Inspection Comments, Pictures, Corrective Actions 7

6 NEON First Article Inspection Results 8

7 NEON First Article Inspection Comments, Pictures, Corrective Actions..... 8

8 Overall Conclusion 9



<i>Title:</i> PCBA Supplier First Article Data Report	<i>Author:</i> Byron Murray	<i>Date:</i> 06/12/2013
<i>NEON Doc. #:</i> NEON.DOC.000621		<i>Revision:</i> A

1 DESCRIPTION

1.1 Purpose

Template used to record the first article process for PCBA’s and facilitate communication between the supplier and NEON.

1.2 Scope

This template used by the supplier and NEON to record the first article.

2 RELATED DOCUMENTS AND ACRONYMS

2.1 Applicable Documents

Applicable documents contain information that shall be applied in the current document. Examples are higher level requirements documents, standards, rules and regulations.

AD [01]	NEON.DOC.000621	Supplier Quality Handbook
AD [02]		
AD [03]		
AD [04]		

2.2 Reference Documents

Reference documents contain information complementing, explaining, detailing, or otherwise supporting the information included in the current document.

RD [01]	NEON.DOC.000008	NEON Acronym List
RD [02]	NEON.DOC.000243	NEON Glossary of Terms
RD [03]		
RD [04]		

<i>Title:</i> PCBA Supplier First Article Data Report	<i>Author:</i> Byron Murray	<i>Date:</i> 06/12/2013
<i>NEON Doc. #:</i> NEON.DOC.000621		<i>Revision:</i> A

3 SUMMARY OF CRITICAL PROCESS PARAMETERS

3.1 SMT

1	Solder Paste	
2	Screen Print program name side 1	
3	Pick and Place program name side 1	
4	Reflow oven profile name side 1	
5	Screen Print program name side 2	
6	Pick and Place program name side 2	
7	Reflow oven profile name side 2	

3.2 SMT Inspection

1	Scope magnification	10X
2	AOI Program Name	
	Tools	

Title: PCBA Supplier First Article Data Report	Author: Byron Murray	Date: 06/12/2013
NEON Doc. #: NEON.DOC.000621		Revision: A

3.3 Wave

1	Solder Type	
2	Flux Type	
3	Conveyor speed	
4	Pre Heat Zone 1 Forced temperature	
5	Pre Heat Zone 2 Celrod temperature	
6	Top Zone 2 temperature	
7	Solder pot temperature	

3.4 Wave Inspection

1	Scope magnification	10X
2	Tools	N/A

3.5 Selective Solder

1	Solder Type	
2	Flux Type	
3	Program Name	
4	Pre Heat	

3.6 Selective Solder Inspection

1	Scope magnification	10X
2	Tools	N/A

<i>Title:</i> PCBA Supplier First Article Data Report	<i>Author:</i> Byron Murray	<i>Date:</i> 06/12/2013
<i>NEON Doc. #:</i> NEON.DOC.000621		<i>Revision:</i> A

3.7 5DX Inspection

1	5DX platform	
2	5DX program	

3.8 ICT Test

1	ICT test Platform	
2	ICT test program	

3.9 Functional Test


1	FCT test Platform	
2	FCT test program	

3.10 Final Inspection

1	Scope magnification	10X
2	Tools	NA

3.11 QA

1	Scope magnification	10X
2	Tools	NA




<i>Title:</i> PCBA Supplier First Article Data Report	<i>Author:</i> Byron Murray	<i>Date:</i> 06/12/2013
<i>NEON Doc. #:</i> NEON.DOC.000621		<i>Revision:</i> A

3.12 Packing

1	BAG SHIELDED	Example 12x18in
2	ESD Bubble Bag	Example: 18x24in
3	Max quantity per box	Example 7pcs

4 SUPPLIER FIRST ARTICLE INSPECTION REPORT




Title: PCBA Supplier First Article Data Report	Author: Byron Murray	Date: 06/12/2013
NEON Doc. #: NEON.DOC.000621		Revision: A




First Article Inspection Report

Vendor		Product Line(s)		
Part Number		Revision		
Description				
Date Received		Receipt/Lot Number		
Qualification Method		Purchase Order Number		
Completed By		Purchasing		
		Date Completed		
Characteristic	Acceptance Criteria	Verification Method	Actual Value	Pass Fail
DWG				
Assemble & solder in accordance with ANSI J-STD-001	Meets Spec Requirements	Visual	Meets requirements	
Inspect to IPC-A-610		Visual		
PB assembly		Visual		
PBF (RoHS) assembly		Visual		
AOI stamp		Visual		
Test stamp		Electronic Test		
QC stamp		Visual		
Inspect to NEON DWG		Visual		
Comments:				
Qty Received:		Qty Accepted:		
Approval:		Date:		



<i>Title:</i> PCBA Supplier First Article Data Report	<i>Author:</i> Byron Murray	<i>Date:</i> 06/12/2013
<i>NEON Doc. #:</i> NEON.DOC.000621		<i>Revision:</i> A

5 SUPPLIER FIRST ARTICLE INSPECTION COMMENTS, PICTURES, CORRECTIVE ACTIONS




<i>Title:</i> PCBA Supplier First Article Data Report	<i>Author:</i> Byron Murray	<i>Date:</i> 06/12/2013
<i>NEON Doc. #:</i> NEON.DOC.000621		<i>Revision:</i> A

6 NEON FIRST ARTICLE INSPECTION RESULTS

NEON Part Number	NEON Description	Total Inspected	Total Defects	Yield

7 NEON FIRST ARTICLE INSPECTION COMMENTS, PICTURES, CORRECTIVE ACTIONS



<i>Title:</i> PCBA Supplier First Article Data Report	<i>Author:</i> Byron Murray	<i>Date:</i> 06/12/2013
<i>NEON Doc. #:</i> NEON.DOC.000621		<i>Revision:</i> A

8 OVERALL CONCLUSION